



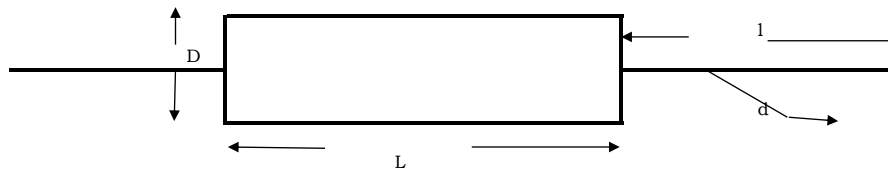

Metal Film Resistors - OMFP Series

DESCRIPTION

A homogeneous Film of Nicrom alloy is sputtered deposited on 85 to 96%Alumina Ceramic Rods and conditioned to achieve the desired Temperature Coefficient. Nickel plated caps are firmly pressed on the metallised rods. A special Laser machine is used to achieve the highly precise resistance tolerance by cutting a helical groove in the nicrom film layer. Tin coated electrolytic copper wire are spot welded to the center of the termination caps. The resistor are coated with special flame proof epoxy for Electrical , Mechanical and climatic protection,colour codes are applied with respect to designated value on coated Resistor.All Resistors are subjected to tesing before final taping process.

FEATURES

- Wide Range of Resistors
Low TCR upto 5 ppm/°C
Low Tolerances up to ± 0.01%
Pulse withstanding design available
Flame proof coating available
RoHS Compliant
Custom Built Design and values available



SPECIFICATION

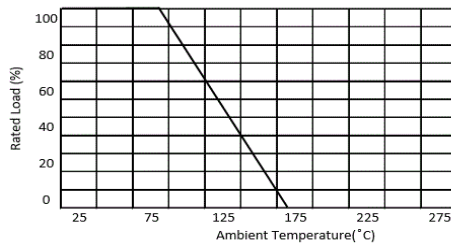
Table with 9 columns: TYPE, WATTAGE, L, D, l, d, Working Voltage, Resistance Range, TCR. Rows include OMFP25 and OMFP50 specifications.

PERFORMANCE CHARACTERISTIC

Table with 2 columns: Requirement and Requirement Shall not Exceed. Lists various performance metrics like Tolerance, Short Term Overload, Load Life, etc.

Dearting

Derating Curve :



Ordering Info

OMFP50 100K 0.1% 50 PPM T/B

*Specifications is subject to change without notice